

Dynamic Scheduling of the e-EVN

Des Small, Software Engineer, JIVE

October 24, 2008

Abstract

1 Introduction

The ability to use the e-EVN as a dynamically scheduled instrument is a goal of EVN2015.

2 Requirements

The original schedule should be prepared and distributed as usual; the new processes only address subsequent the means by which this schedule can be modified. Additionally:

- Only \$SOURCE and \$SCAN blocks in vex file should be modified; all other station settings must remain unchanged
- Field System proc file must not be modified: it contains telescope settings that cannot be changed without manual intervention
- New schedule should be propagated to stations from JIVE
- New schedule should be processed and activated at stations under JIVE control
- A historically-accurate vex file for correlation at JIVE and to serve as a record of the experiment conducted.

3 Software

The workflow involved in dynamic scheduling is summarized in Figure 3.

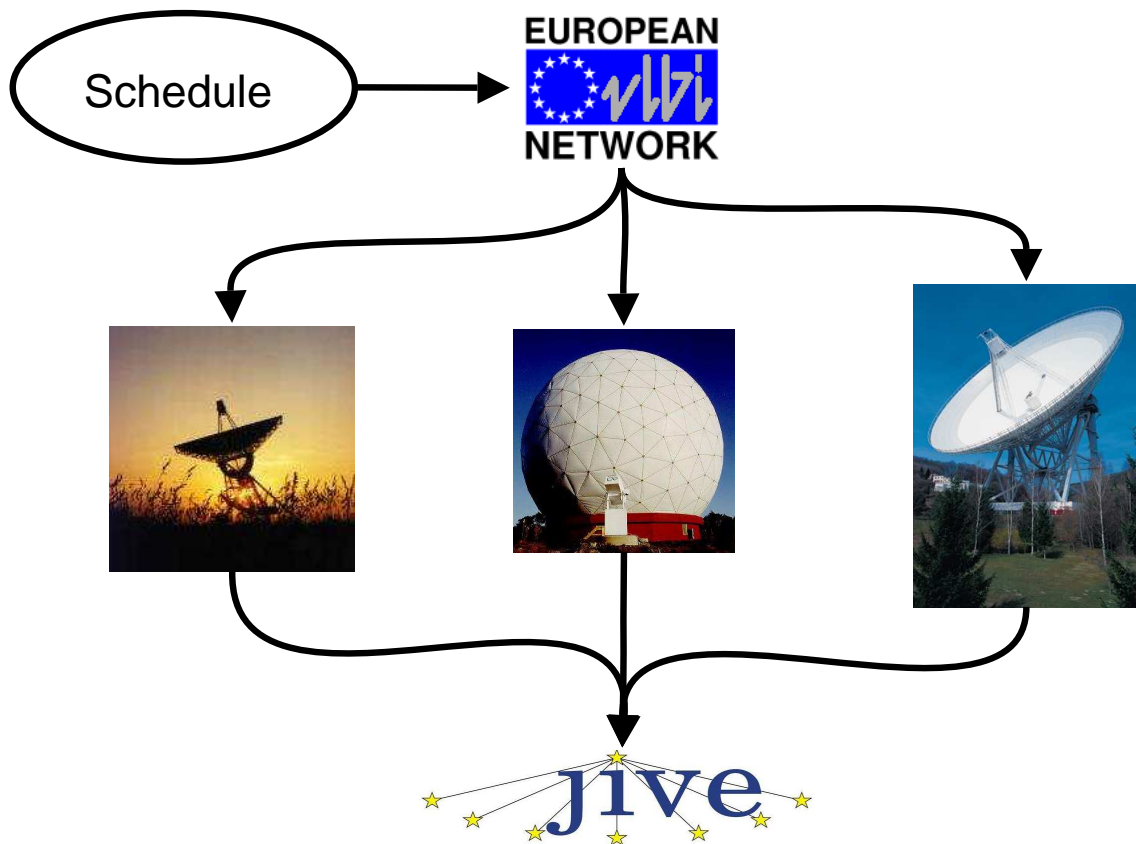


Figure 1: Batch eVLBI

3.1 Software at JIVE

The original schedule file (with `.skd` file extension) has the format of a `vex` file, but lacks some sections (notably the `$CLOCKS` block) which are filled in by the `log2vex` program, which uses GPS data from the stations to calibrate the clocks, when this data is available. The output of `log2vex` is a full `vex` file, suitable for use by the JIVE correlator. The clock information is not used at the stations, but when a full `vex` file is processed at stations the unnecessary sections are ignored. It therefore makes sense to create a new `vex` file, rather than just a schedule file, when the schedule is modified, since this can drive the correlator and be processed by Field System tools, and also serves as a permanent record of the experiment conducted which can be used by JIVE support scientists in post-processing operations.

The modified `vex` file is created by editing the original schedule file and merging it with the `vex` file produced by `log2vex`. The merging is done with the new `vexmerge` program, which creates a new `vex` file. The `vexmerge` program retains all blocks unchanged from the original `vex` file unchanged except the `$SCHED` block.

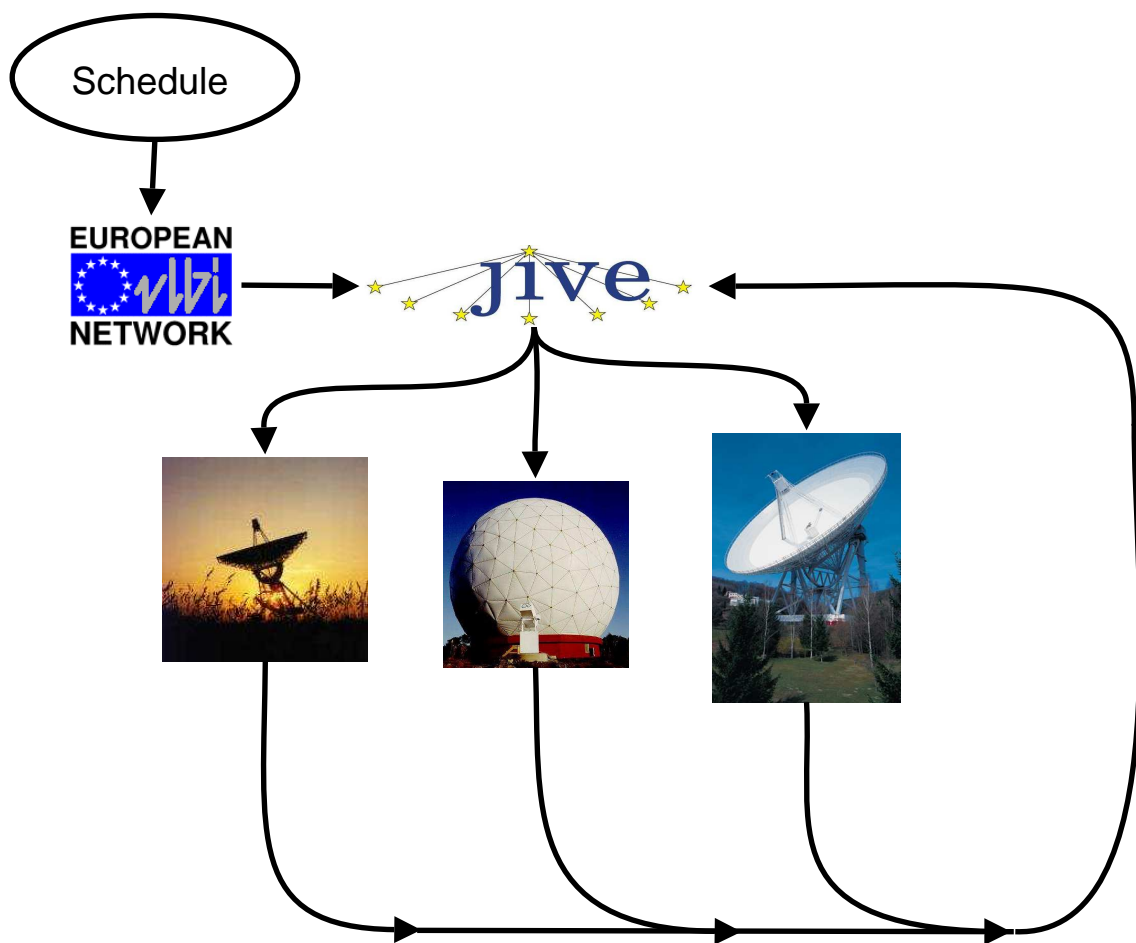


Figure 2: Dynamic eVLBI

Scans in the original vex file that began before the current time (or a time given as an optional command-line argument) are retained; those that begin after this time are replaced by those from the edited schedule file. Typically, the expected modification will be changing the source observed by a scan, although the software also allows modes and start and/or end times to be altered.

3.2 Software at stations

No new software is installed on the stations' Field Systems. The programs used to process and initiate the new schedule – `drudg` and `inject_snap` – are standard parts of the Field System. Additionally, no log-in session is started at the Field Systems: all commands are run from JIVE using `ssh` in single-command mode.

`drudg` is used to produce a `snap` file, which contains the details of the requested

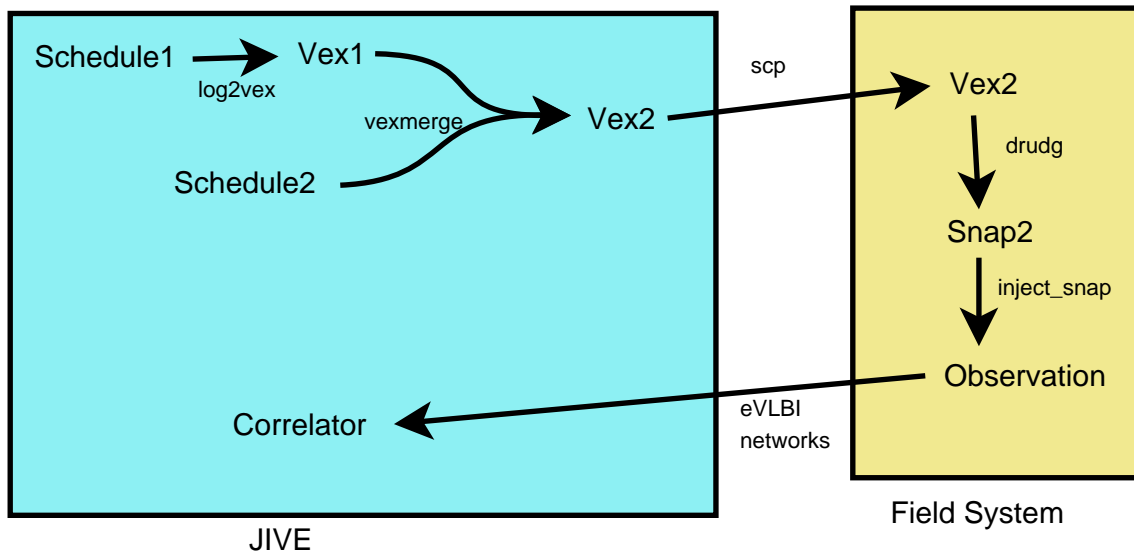


Figure 3: Dynamic scheduling workflow

operations over time. In standard Field System operation `drudg` is used interactively, and also generates a `proc` file, containing the details of the telescope settings to be used for the experiment. In the dynamic scheduling framework described here, `drudg` is run in batch mode, and no new `proc` file is produced, so that the `proc` file originally produced by telescope operators is used throughout the experiment.

4 A test run at two stations

A test was conducted during the eVLBI session on 28 August 2008, with the telescopes at Toruń and Westerbork (in single-dish mode). Fringes were successfully obtained between these stations after switching from the source DA193 to 4C39.25.

5 Prospects

Further tests, preferably with additional stations, will be necessary before this feature can be offered as a standard option for e-VLBI experiments. Station participation is actively being sought by JIVE; the only technical requirement is that JIVE obtains access to a station's Field System (in the form of a UNIX account).